
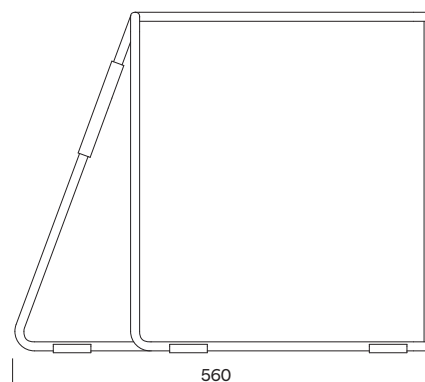

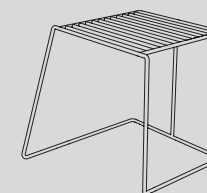
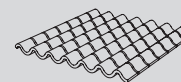


EGOE
life



Tina KL105

výplet/weaving (v)



Design	designcité+
Materiál a povrchová úprava	Ocelová konstrukce opatřena vrstvou žárového zinku a práškovou barvou, sedák z ocelových kulatin, pěnový výplet.
Material and surface finishing	Steel construction, zinc coated with powder coating finish, seat made of steel round grids, weaving.
Rozměry/Size	495 × 560 × 450 mm
Hmotnost/Weight	KL105: 5,8 kg; KL105v: 6,3 kg
Stohovatelnost/Stackability	ANO / YES
Barevné variace/Color options	ANO – RAL, výplety / YES – RAL, weaving